

Area-velocity flow meter. Measure flow in open channels and partially-filled pipes no flume or weir required.

Measures velocity and level to monitor flow with a single ultrasonic sensor.

Area-Velocity Flow Meter:

Measure flow through open channels, partially full pipes and surcharged pipes without a flume or weir. Ideal for wastewater, stormwater, effluent, industrial wastewater and irrigation water.

Submersible Ultrasonic Sensor:

The Micronics UF AV5500 uses a submerged ultrasonic sensor to continuously measure both Velocity and Level in the channel. The sensor resists fouling, corrosion and abrasion. The flow meter can be configured with the standard submerged velocity-level sensor, or with submerged velocity plus a separate non-contacting ultrasonic level sensor, for highly aerated fluids or those with a high concentration of suspended solids.

View flow rate and total flow on the large backlit LCD display and connect to external devices with three 4-20mA outputs and two control relays. Flow rate, volume, run hours, and diagnostic information available through the optional Modbus® RTU serial communications.



Ultrasonic flow monitor for partially filled pipes & open channels

Easy to Use:

The UF AV5500 Area-Velocity Flow Meter measures both Level and Velocity to calculate flow in an open channel or pipe. Configuration is simple: enter the pipe diameter or channel dimensions and the UF AV5500 automatically computes and displays flow volume.

The ultrasonic sensor mounts inside the pipe or on the bottom of a channel with a stainless steel mounting bracket (included) and a single screw into the bottom of the pipe or channel. No special compounds, tools or hardware are required. The sensor is completely sealed with no orifices or ports.


Recommended Pipe or Channel Conditions:

Careful selection of sensor mounting location results in best performance and maintenance-free operation. Avoid locations where sediment builds up.

Best possible accuracy will result when the water is not highly turbulent and where velocity is evenly distributed across the channel. The channel should not have drops or direction changes immediately upstream of the sensor mounting location. Pipe or channel slope should not exceed 3%. See installation manual for specific installation recommendations.

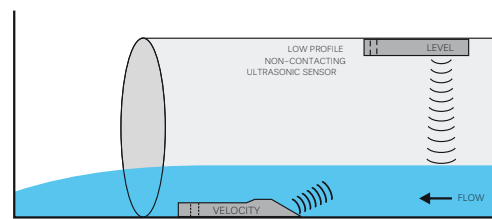
The UF AV5500 can measure forward flow velocity up to 6 m/sec (20 ft./sec) and reverse flow up to 1.5 m/sec (5 ft./sec). The electronics and software sample and average flow rates continuously to provide stable readings. The submerged velocity/level sensor will measure flow in partially full and surcharged pipes with pressure up to 10 psi.

No special set-up or adjustment is required. Minimum recommended pipe diameter is 150 mm (6").



Alternate Sensor Configurations:

Alternate sensor models are available for special applications: a separate non-contacting ultrasonic level sensor with a submerged velocity sensor. Sensor cable can be extended up to 150 m (500 ft.). Use this configuration for pipes or channels with high concentration of air or suspended solids.



Custom Channel Shapes:

Configure the UF AV5500 for installation in irregular or compound channel shapes by entering the channel width at multiple level points through a simple menu. Channels of virtually any shape can be monitored with your choice of measurement units.

Standard 26 Million Point Data Logger:

The UF AV5500 will store time and date-stamped flow values at 10 second to 60 minute intervals. Daily flow reports are automatically created where total, minimum, maximum and average flow rates are displayed on the LCD display. Transfer log files and daily flow reports to any USB flash drive just by connecting to the logger's USB output. Windows software is included to display log files in graph and table formats, change measurement units and generate flow reports. Or, download data as .csv file format for import directly to Microsoft Excel.

General Specifications

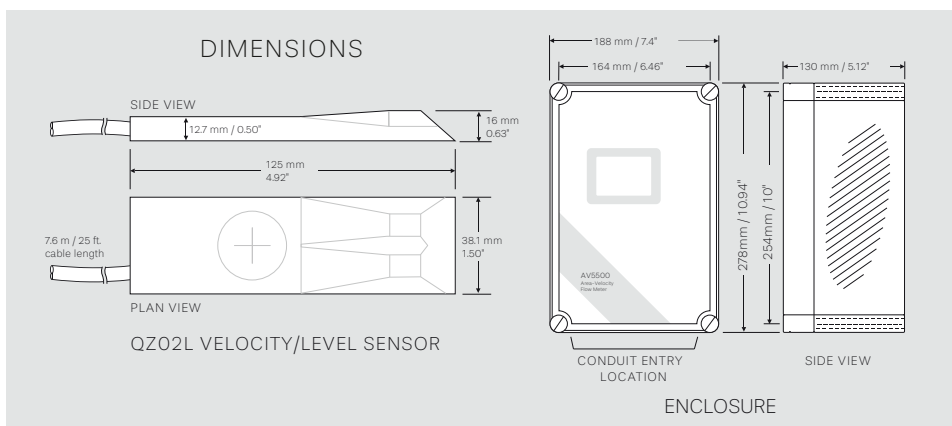
Channel Types:	Round pipe, rectangular, trapezoid, egg or custom shapes
Electronics Enclosure:	Watertight and dust tight NEMA4X (IP 66) polycarbonate with clear, shatterproof cover
Accuracy:	Level: $\pm 0.25\%$ of reading or $\pm 0.08"$, whichever is greater Repeatability & Linearity 0.1% Velocity: $\pm 2\%$ of reading or ± 0.012 m/sec (± 0.04 ft./sec), whichever is greater. Requires solids or bubbles minimum size of 100 microns, minimum concentration 75ppm. Repeatability & Linearity 0.5%
Display:	White, backlit matrix – displays flow rate, totaliser, relay states, operating mode and calibration menu
Programming:	Built-in 5-key calibrator with English, French or Spanish language selection
Power Input:	100–240VAC 50–60Hz, 10VA maximum. Optional: 9–32VDC, 10 WATTS maximum
Outputs:	3 Isolated 4–20mA, 1000 ohm, (Flow, Level and Velocity) or 0–5VDC by menu selection
Control Relays:	2 Relays, form 'C' dry contacts rated 5 amp SPDT; programmable for flow proportional pulse (sampler/totaliser), flow and/or level alarm
Data Logging:	Programmable 26 million point data capacity, time and date stamped plus formatted flow reports including Total, Average, Minimum, Maximum and times of occurrence. Includes USB output to Flash Drives and Windows software
Operating Temperature (electronics):	-20° to 60°C (-5° to 140°F)
Approximate Shipping Weight:	4,5 Kg (10 Lbs.)
Approvals:	CE, CSA/UL/EN 61010-1

QZ02L Sensor

Velocity Measurement Range:	0.03 to 6.2 m/sec (0.1 to 20 ft./sec) and reverse flow to -1.5 m/sec (-5 ft./sec) in fluids containing bubbles or solids with a minimum size of 100 microns and a minimum concentration of 75 ppm to act as acoustic reflectors
Level Measurement Range:	Minimum Head: 25.4 mm (1") Maximum Head: 4.5 m (15 ft.)
Operating Temperature:	-15° to 80°C (5° to 175°F)
Exposed Materials:	316 stainless steel, epoxy resin, polyurethane
Sensor Cable:	7.6 m (25 ft.) submersible polyurethane jacket, shielded, 3-coaxial
Sensor Mounting:	Includes MB-QZ stainless steel mounting bracket
Temperature Compensation:	Automatic, continuous

Options

Industrial Automation Protocols:	Modbus® RTU via RS-485
Sensor Cable:	15 m (50 ft.) or 30 m (100 ft.) submersible, continuous from Sensor – or splice up to total of 150 m (500 ft.) length
Sensor Cable Junction Box:	Watertight NEMA4 polycarbonate with connection terminal strip
Enclosure Heater:	Thermostatically controlled to -40° C/F – recommended for temperatures below 0°C (32°F)
Intrinsic Safety Barriers	
Contact Micronics:	For Sensor mounting in Class I,II,III, Div. I,II, Groups C,D,E,F,G hazardous locations
Sensors:	Separate non-contacting ultrasonic level sensor and submerged velocity sensor
Sensor Mounting Bands:	Stainless steel sensor mounting bands for pipes 150 mm to 1800 mm (6" to 72") diameter



New open channel or Partially-filled pipe flow meter. Measures Velocity and Level to Calculate Flow.

- Measure flow in pipes and open channels of any shape
- Ideal where flumes or weirs are difficult to install
- Works with water level from 25.4 mm (1") to 4.5 m (15 ft.)
- Auto-detects field installation of options serial communications and control relays

The UF AV5500 Area-Velocity Flow Meter includes a submerged ultrasonic sensor that is installed at the bottom of an open pipe or channel. Exposed materials are stainless steel so the sensor resists fouling and corrosion. It has no moving parts and no orifices, ports or electrodes.

The UF AV5500 displays and totalises flow. It includes three 4-20mA outputs (Flow, Level and Velocity), plus two control relays for level alarms or flow proportionate pulse output for samplers and chlorinators. It is easy to calibrate with the built-in keypad and menu system. A built-in 26 million point data logger with USB output is standard. Intrinsic Safety Barriers for sensor and cable installation in hazardous rated channels is also optional.

Recommended for:

- Wastewater
- Industrial Effluent
- Stormwater
- Combined Sewers
- Natural Streams
- Irrigation Water



Representantes / Distribuidores Exclusivos

 Argentina

Tel: (+54 11) 5352 2500

Email: info@dastecsrl.com.ar

Web: www.dastecsrl.com.ar

 Uruguay www.dastecsrl.com.uy

 Paraguay www.dastecsrl.com.py

 Bolivia www.tecdas.com.bo

